



M.R.E.

7- 9 rue de la Grande Flandre
F - 76270 NEUFCHATEL EN BRAY

contactmre@mre.fr

www.mre.fr

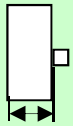
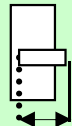


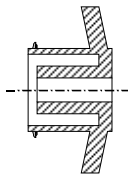

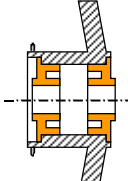

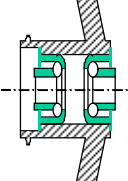

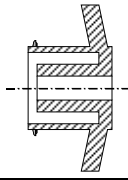

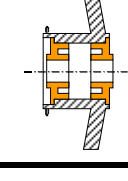

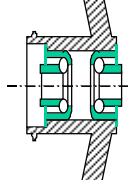
04

1/7/12

1.04



Ø 150 mm

DESIGN		Moyeu			TYPE COVER ENJO	Ref Roue	Qté par palette
	40 mm		39mm	ø 8 mm	Ø 107	RT150C008DCP	2106
				ø 10 mm		RT150C010DCP	
				ø 12 mm		RT150C012SCP	
	40 mm		39mm	ø 8 mm	Ø 107		2106
				ø 10 mm			
				ø 12 mm			
				ø 12 mm			
	40 mm		39mm	ø 12 mm	Ø 107	RT150C39050SCP	2106
				ø 12,7 mm			
	42 mm		39mm	ø 8 mm	Ø 114	RT150L008DCP	2106
				ø 10 mm			
				ø 12 mm		RT150L012DCP	
	42 mm		39mm	ø 8 mm	Ø 107	RT150L003DCP	2106
				ø 10 mm			
				ø 12 mm			
	42 mm		39mm	ø 12 mm	Ø 114	RT150L050DCP	2106
				ø 12,7 mm			